

CORSICANA T E X A S



Welcome to Oil and "A"s

June 12-15, 2014

Schedule of Events

Wednesday, June 11	Time	Location
Early Registration	1:00pm–6:00pm	Hampton Inn & Suites
Self-Guided Tours	all day	
Thursday, June 12		
Registration, Repair Tent, Hospitality, Raffles	10:00am–5:00pm	Hampton Inn & Suites
Planetarium/Museum Tour	10:00am–noon	Street between Host Hotels
Oil History Tour/Pioneer Village	1:00pm–3:00pm	Street between Host Hotels
"Lady Drives an A" Driving Test	2:30pm–3:30pm	Holiday Inn Express
Watkins Wildlife Trophy Tour	3:00pm–4:00pm	Host Hotels
Welcome Party	6:00pm–8:30pm	IOOF Event Center
Kid's Water Slide Party & Meal	6:00pm–8:30pm	IOOF Event Center
Huble Derby Races	8:30pm–9:30pm	IOOF Event Center
Friday, June 13		
Registration, Repair Tent, Hospitality, Raffles	8:00am–5:00pm	Hampton Inn & Suites
Car Judges' Breakfast	7:30am–8:30am	Hampton Inn & Suites
Fashion Judges' Breakfast	7:30am–8:30am	Holiday Inn Express
Car Judging	9:00am–1:00pm	Navarro County Exposition Center
Fashion Judging	9:00am–1:00pm	Holiday Inn Express
Oil History Tour/Pioneer Village	10:00am–noon	Street between Host Hotels
Planetarium/Museum Tour	10:00am–noon	Street between Host Hotels
Oil History Tour/Pioneer Village	1:00pm–3:00pm	Street between Host Hotels
Planetarium/Museum Tour	1:00pm–3:00pm	Street between Host Hotels
Apparel Seminar	3:30pm–4:30pm	IOOF Event Center
Technical Seminar—Steering Columns	3:30pm–4:30pm	IOOF Event Center
Fashion Banquet	6:30pm–9:00pm	IOOF Event Center
Youth Hot Dog Party	6:00pm–9:00pm	IOOF Event Center
Youth Game Truck	6:30pm–9:00pm	IOOF Event Center
Saturday, June 14		
Grand Tour	8:30am–3:00pm	IOOF Event Center
Repair Tent	3:30pm–5:00pm	Hampton Inn & Suites
Hospitality & Raffle Tables	3:30pm–4:30pm	Hampton Inn & Suites
Car Games	3:00pm–4:30pm	Host Hotels
Presidents' Meeting	5:00pm–6:00pm	IOOF Event Center
Awards/Farewell Banquet	6:00pm–9:00pm	IOOF Event Center
Youth Pizza Party at Cinergy	6:00pm–9:00pm	Cinergy



IOOF Event Center
601 N. 45th Street/FM-2555
(Corner of 45th and 2nd Ave.)

Most of our events will be held here. Trailer parking is also here. You may wish to park your trailer before you register at your hotel.

To get to the Event Center from the Host Hotels: turn right at the light onto US-287 toward Corsicana. As you approach the bridge, stay to the right on 7th St. (Do not go over the bridge.) Stay to the side of the bridge and turn left at the light for 7th Ave./TX 31. Stay on 7th Avenue all the way through town. Turn right onto 45th Street/FM-2555. The Event Center will be on your right, just past the "Y" in the road. (Stay to the right at the "Y".)

*Please note that there are **numbered streets and numbered avenues** that cross each other in town. Refer to the map on the inside back page of this program.*

Raffles! Raffles! Raffles!

In addition to the many great raffle items on display at the Hampton Inn, we have a couple of big ticket items we are raffling off.

Aries Muffler donated a Model "A" Ford Tapered Muffler, built exactly to original Ford design. It's worth over \$300!

George Maddox donated an Ford F-100 Steering Column that, with Bob Craig's machine work, is Model "A" ready. It's worth over \$700!

Enter early and often! Lucky numbers will be posted Saturday evening at the awards banquet. Drawings for the Aries muffler and the F-100 steering box will take place at the awards banquet.

Table of Contents

Corsicana Facts 2-3

Welcome from the Mayor 4

Fashion Welcome from Kim Eddy 5

Event Descriptions 6-9

Destination Descriptions 10-13

Hubley Derby Rules 14

Youth Activities 15

Lady Drives a Model A 16-17

Thank You, Volunteers! 18

Attendees/Club Affiliations 19

Thank You for Your Donations 20-21

Our Advertisers 22-24

Grand Tour Info & Maps 25-27

Map of Corsicana 28-29

Helpful Phone Numbers

- Repair Tent**
Merle Gulick 972-814-0752
- Trouble Trailer**
Chuck Cheshire 972-741-8749
Jason Cheshire 214-336-7080
Nancy Cheshire 214-534-0269
- Jill Sullins, Co-Chair 214-476-2460
- Nancy Cheshire, Co-Chair ... 214-534-0269
- O'Reilly Auto Parts 903-875-1556
 709 W. 7th Ave.
 Corsicana, TX 75110



CITY OF CORSICANA, TEXAS

May 16, 2014

Dear Members of Tex-As Model A Ford Club:

As Mayor of the City of Corsicana I would like to welcome you to our city and I appreciate that you chose Corsicana as the location for your 51st Annual Model A Ford Texas Tour. Corsicana is rich in history and I hope everyone enjoys themselves as they visit with their fellow Club members and tour the historical sites around town.

I wish you a safe and successful Texas Tour 2014 and invite everyone to return to Corsicana in the future.

Sincerely,

Chuck McClanahan
Mayor

ERA FASHIONS
Texas Tour 2014
Corsicana, Texas



Welcome to the 2014 Fashions Events! We are so excited that you have decided to not only join us for this fun tour, but also thrilled that so many of you are interested in showing off your Model A Era Fashions. We are working to make this a memorable and fun experience for all.

If you didn't enter as a Fashion Entrant, we hope that you will still participate by wearing your fashion outfits, even if it is just a hat to one of the Banquets. We will be asking anyone who wants to share their love of the Fashion part of our hobby to walk around at the conclusion of the Judging Award portion of the Fashion Banquet, so that you can share your hard work and fun with everyone.

Make sure not to miss the Seminar by Cheryl Nelson from the Big "D" Button Club. She, along with her assistant, Carol Solomon, will be presenting a fun take on "Buttons of the Model A Era" and how it relates to touring in the Model A. This is a seminar that you are not going to want to miss!

Thank you for helping make the 2014 Texas Tour one to remember!

Kim Eddy,
Fashion Host Coordinator

Attention Fashion Judging Entrants!

We will be having a short meeting at the I.O.O.F Event Center Thursday at 5:45 p.m. immediately before the Welcome Party. It will take place in one of the meeting rooms located next to the Main Hall. Look for someone to direct you to the correct room.

The Fashion Judging will take place at the Holiday Inn Friday beginning at 9:00 a.m.



Discovery of Oil

By the early 1890s, the rapidly expanding City of Corsicana had outgrown its water supply, and the following year civic leaders formed the Corsicana Water Development Company with the aim of tapping a shallow artesian well in the area. Drilling began in the spring of 1894; but instead of water, the company hit a large pocket of oil and gas. The find, the first significant discovery of oil west of the Mississippi River, led to Texas' first oil boom. Within a short time nearly every lot in the town and in the surrounding area was under lease, and wells were being drilled within the city limits: five in 1896 and 57 the following year.

The first oil refinery in the state was built in 1897, and by 1898 there were 267 producing wells in the Corsicana field. The oil find attracted numerous oil men from the east, among them Edwy R. Brown, H.C. Folger, W.C. Proctor, C.N. Payne, and J.S. Cullinan, founder of the Cullinan Oil Company, which later evolved into the Magnolia Oil Company.



Transformation

The discovery of oil transformed Corsicana from a regional agricultural shipping town to an important oil and industrial center, spawning a number of allied businesses, including the Johnston-Akins-Rittersbacher shops (later known as American Well Prospecting Company), producer of the newly-invented rotary drilling bits. By 1900, Corsicana had grown considerably, with three banks, 12 newspapers, eight hotels, 49 retail stores, a cotton mill, 32 doctors, and 35 saloons. The oil boom brought a new wave of prosperity to the town.

A new courthouse, the one currently still in use, was completed in 1905, and in 1917 the Corsicana Chamber of Commerce was founded. In 1923 a second, even larger oil deposit, the Powell Oilfield, was discovered, unleashing a new oil boom. Within a few months Corsicana's population swelled to unprecedented heights; some estimates placed the number of residents as high as 28,000 during the peak months of the oil frenzy. New construction transformed the face of the city, and street lights were installed for the first time to control the increased traffic. During the height of the Powell field boom 550 wells in and around the city produced an estimated 354,000 barrels per day.

The oil business continued to form the mainstay of the town's economy. Huge oil profits fostered great wealth in Corsicana, and during the early 1950s there were said to be at least 21 millionaires in the town. In 1953, it was claimed to have the highest per capita income of any Texas city. In 1956, a new oilfield was discovered in east Corsicana, and within months there were over 500 wells, nearly one drill rig in every backyard.



Event Descriptions

Wednesday, June 11, 2014

Early Registration open from 1:00 to 6:00 p.m.

Come early and enjoy the self-guided tours:

- **Walking or Driving Tour of Downtown Corsicana** – Downtown Corsicana includes one of the state's most impressive collections of commercial buildings. Take a walk through downtown and shop at the antique stores and other businesses. Begin your tour at the Corsicana Visitor Center located in the restored railroad freight office. (38 on map)
- **Capehart Communications Collection**
- **Cook Center Planetarium/Pearce Museum**
- **Glenn Cumbie Museum of Aviation and Military History and U.S.A.A.F Cadet Memorial Park**
- **Watkins Wildlife Trophy Room**
- **Collin Street Bakery**
- **Russell Stover Chocolates**
- **Navarro Pecan Company**
- **Gander Mountain**
- **VF Factory Outlet**



Event Descriptions

Thursday, June 12, 2014

Bus Tour of Oil History & Pioneer Village – oil was discovered in Corsicana in 1894 as an accident. See the discovery site and enjoy an informative bus tour about the oil history of Corsicana. Return to the historic Pioneer Village to see a Magnolia Oil Co. exhibit and tour the restored buildings at the village. Return on your own to your hotel.

Line up in your cars no later than 12:45 in the street between the two host hotels. A Tour Leader will lead the group to the Pioneer Village. The group will then park their cars and board the bus for a tour.

Lady Drives an “A” Driving Test – this driving test is to make sure you know the basics of your Model A and what it takes to start and drive it. Meet in the Holiday Inn Express at 2:30 p.m. for instructions. You will be matched with a driving instructor. Upon completion of this class, you will earn a “Lady Drives an A” patch, and a very special driver’s license!

Watkins Wildlife Trophy Room Tour – line up on the street between the host hotels at 2:45 p.m. A tour leader will guide you there. If you are doing “Lady Drives an A” you can come on your own after the test. Get directions at the Texas Tour registration desk.

Welcome Party – come and renew your Model A friendships over a dinner of barbecue beef and chicken, Cole slaw, potato salad, baked beans, and pecan or peach cobbler. Laugh with delight as entertainment is provided by Dave Lieber, a humorist and Dallas Morning News columnist. The banquet is located at the IOOF Event Center (20 on the map). If you have entered the fashion judging tomorrow morning, be sure to attend the short meeting here at 5:45 p.m. before the welcome party.

Youth Activities – a box supper of fried chicken, chips, and lemonade will be served at the IOOF Event Center. Pack a swimsuit and a towel because after dinner the youth, ages 5–15, will enjoy themselves on two different water slides in the grassy field adjacent to the Welcome Party venue. After the Welcome Party the youth will be able to race their cars at the Hubley Derby.

Hubley Derby – car check-in is just prior to the Welcome Party at the IOOF Event Center. You can enter your car in Kids, Youth, or Adult classifications. Prizes for first, second, and third place will be awarded in each age class as well as a People’s Choice Award and Overall Winner. If you don’t have a car entered in the Hubley Derby, be sure to stay and watch the races after the Welcome Party. You’ll have a great time!



Event Descriptions

Friday, June 13, 2014

Fashion Judging – will take place beginning at 9:00 a.m. at the Holiday Inn Express.

Vehicle Judging – begins at 9:00 a.m. at the Navarro County Exposition Center (28 on the map). A photo will be taken in front of a mural on the side of the library (3 on the map). When heading toward the expo center on 7th Ave./ Hwy. 31, turn right onto 12th Street and then left onto Collin Street. The mural is to the right, on the side of the library. Pull into the parking lot for your photo.



Bus Tour of Oil History & Pioneer Village – oil was discovered in Corsicana in 1894 as an accident. See the discovery site and enjoy an informative bus tour about the oil history of Corsicana. Return to the historic Pioneer Village to see a Magnolia Oil Co. exhibit and tour the restored buildings at the village. Return on your own to your hotel.

There are two guided tours scheduled for today. If you signed up for the morning tour, line up in your cars no later than 9:45 in the street between the two host hotels. If you signed up for the afternoon tour, line up in your cars by 12:45. A Tour Leader will lead the group to the Pioneer Village. The group will then park their cars and board the bus for a tour.



Apparel Seminar – Cheryl Nelson, President of the Big “D” Button Club, presents “Buttons of the Model A Era” and how they related to motoring of the period. This is one not to miss! Cheryl will have a fun take on the role buttons played in fashions of the Model A Era. 3:30 to 4:30 p.m. at the IOOF Event Center.

Technical Seminar on Steering Columns – Vernon Boyd will be discussing the various changes in the steering column and steering gear between the start of production in 1928 through the end of 1931. He will have a display of most of the columns throughout the four years of production and a printed hand-out noting when each change was made. He will also have a modified F-100 steering gear to discuss since many people are using this today. This is the steering gear that will be given away at the awards banquet. 3:30 to 4:30 p.m. at the IOOF Event Center.

Fashion Banquet – come enjoy a fabulous dinner of roast beef or lemon pepper chicken, potatoes, mixed vegetables, salad, rolls, and your choice of apple crisp, red velvet cake, or chocolate sheet cake. After dinner enjoy a fashion show and some lively entertainment. We encourage you to wear era fashions, even if it's just a hat! 6:30 to 9:00 p.m. at the IOOF Event Center.

Youth Activities – dinner will be hot dogs and fixings served starting at 6:00 p.m. at the IOOF Event Center near the Fashion Banquet. After dinner the youth will enjoy unlimited video games in a game truck parked on site at the IOOF Event Center until 9:00 p.m., when the Fashion Banquet is concluded.

Event Descriptions

Saturday, June 14, 2014

Grand Tour - we will take you to the Confederate Reunion Grounds for a very special event, showcasing our Model A's. Then we will travel to Old Fort Parker for a tour of the replica of the Parker's Fort. Step back in time and try to recapture the atmosphere of that fateful spring morning in 1836 when the Indians attacked the Fort taking five captives. Lunch of chicken fried steak or chicken fried chicken with hot gravy, green beans, garlic mashed potatoes, Texas toast, and peach cobbler or chocolate cake will be served at the Fort. Return to Corsicana on your own, stop at an old bridge for a photo op of you and your car on your way back to Corsicana. Meet at the IOOF Event Center at 8:30 a.m. Groups of about 10 cars will be released with a tour leader.

Car Games – Model A'ers get your partners and meet at the host hotels for some fun car games. You just might be a winner! There will be driving as well as non-driving games. Awards will be presented at the Awards/Farewell Banquet. Starts at 3:00 p.m. in the parking lot at the host hotels.

Presidents' Meeting – all Model "A" club presidents will meet prior to the banquet to discuss future Texas Tours and events. 5:00 to 6:00 p.m. at the IOOF Event Center.

Awards/Farewell Banquet – come enjoy a dinner of chicken Parmesan, fettuccine noodles with marinara or alfredo sauce, Caesar or garden salad, roasted squash, bread sticks, and a choice of dessert at the dessert bar. We will be entertained by the Corsicana Swing Band and awards will be presented.

Youth Activities – pizza and soft drinks will be served at the Cinergy Entertainment Center. Cinergy is just a short distance from the host hotels (33 on the map). The youth will be able to play miniature golf and drive go-karts if they are 48" tall. They will need to bring some money if they choose to play the arcade games. Fun cards for the arcade come in increments of \$20, \$30, \$40 and \$50.



Destination Descriptions

Capehart Communications Collection

Owned by Western Electric retiree Don Capehart and his wife, Rita, the collection is operated out of an old Coca-Cola bottling factory next to their home in Corsicana, Texas. It is a unique collection of communications equipment, telephones and more that spans many ages, from the end of the Victorian Age to modern times. Media sources such as magazines, posters, records, and other trinkets and gadgets used throughout the history of communication can be found. The Collection shows the history of a major company, Western Electric, and its vital role in developing the telecommunication business.

Begun in 1984, the collection has grown into one of the nation's largest privately owned museums of its kind. Western Electric was the manufacturing arm of the Bell System. From sewing machines to switches, telephone booths to toilets, the Capehart Collection contains examples of many items manufactured by the Western Electric Company through the years. It also includes artifacts, documents, and memorabilia from Bell Labs and AT&T.

As impressive as the collection is, the real treat is the personalized tour given by Don or Rita. The stories of ingenuity and invention behind the artifacts make history fun for young and old alike.

Don and Rita Capehart
409 S. Ninth St.
Corsicana, TX 75110-6502
903-872-0440



Glenn Cumbie Museum of Aviation & Military History

Located on the site of the World War II training fields, this museum features exhibits of authentic uniforms, photographs, artifacts and memorabilia of aviation and military history from World War I to the present.

9000 Old Navarro Road
Corsicana, Texas 75110
903-654-4847



Collin Street Bakery

The family-owned-and-operated bakery has been baking the world-famous DeLuxe® Fruitcake for over 115 years.

Historic Downtown Corsicana location
401 W. 7th Ave, Corsicana, Texas 75110

I-45 & Hwy 287

2035 S I-45, Corsicana, Texas 75110



Russell Stover Candies

- Candy Kitchen – Hand-dipped chocolate covered strawberries, gourmet caramel apples, multiple varieties of nut clusters and more
- Baked Goods – Fresh baked cookies from exclusive Russell Stover scratch recipes
- Bulk Case – Custom Build a Box of your favorite chocolates by the piece/pound
- Fudge – Many flavors of silky handmade fudge made fresh in the store with real butter
- Ice Cream – 32 flavors of hand dipped Blue Bell Ice Cream served as cones, cups, sundaes, and milk shakes
- Custard – Two flavors of frozen custard made fresh daily, including famous frozen custard concretes and over 20 different topping options
- Coffee & Espresso – Gourmet roast coffee, cappuccinos, café lattes, iced coffees, steamed milk hot chocolates and more
- 48 flavors of Jelly Belly brand jelly beans.
- Complete assortment of Russell Stover and Whitman's products, including sugar free and Weight Watchers by Whitman's
- The Corsicana locations have exclusive flavor boxes that can be found in no other stores



1997 Pecan Delight, Corsicana, TX 75109-9026. It's just across US-287 from the host hotels.

Monday through Thursday, 9:00 a.m. to 7:00 p.m., Friday and Saturday, 9:00 a.m. to 7:00 p.m., Sunday, 10:00 a.m. to 6:00 p.m. Phone 903-875-0180.

Navarro Pecan Company

Navarro Pecan Company began in 1977 and is one of the largest pecan shellers in the world. The plant covers about 200,000 square feet and has an annual shelling capacity of more than 50 million pounds of in-shell pecans a year. They have the capacity to refrigerate more than 20 million pounds of pecans, maintaining them at the peak freshness for shelling throughout the year. They use refrigerated storage warehouses across the country, providing accessible distribution to many food manufacturers. They ship pecans all over the world, including Asia, Europe and the Middle East.

2131 Hwy. 31 East, Corsicana, TX 75109
800-333-9507



Cook Center Planetarium

The Cook Center Planetarium at Navarro College is a large theater with a 60-foot diameter dome screen and 200 seats, showing astronomy/space science themed programs.

Join cowboy poet Baxter Black on the open prairie under a beautiful starry night sky. Baxter Black's unique blend of western humor and storytelling makes this presentation come to life as you learn about the North Star, the constellations, and the motion of the sky. Baxter also explains such astronomical phenomena as supernovas and black holes in terms any cowpoke can understand.

3100 W. Collin Street, Corsicana, TX 75110
903-874-1211 or 1-800-988-5317



Pearce Museum

The Pearce Museum at Navarro College consists of a number of focused collections, including documents, artifacts and photographs. In addition, it is the repository for the Navarro College Archives and select items of Corsicana community interest.

The museum is divided into two exhibit areas. The Civil War Gallery is an interactive experience designed to give a humanistic overview of the Civil War, including issues, causes, battles, leaders, plight of the common soldier, the home front, and the aftermath. The museum aims to preserve and interpret as fully as possible the history of the American Civil War and the people involved, North and South, men and women, children and adults, leaders and common citizens. More than 15,000 items in the collection.

The Western Art Gallery features two- and three-dimensional works of art depicting many aspects of the historical and contemporary Western experience including cowboys, Indians, settlers, and pioneers. The Museum's Western Art collection aims to preserve and interpret art which depicts either the historic or modern American West. There are 228 works in the Western Art collection.

3100 W Collin St., Corsicana, TX 75110
903-875-7642

Monday – Friday 10:00 a.m. – 4:00 p.m., Saturday, 12:00 p.m. – 4:00 p.m., closed Sunday



Pioneer Village

Pioneer Village concentrates Navarro County's surviving historic structures, replete with heirlooms, artifacts, and family treasures handed down from the early settlers, as a permanent monument and living display of the area's colorful past. Buildings represent the pioneer era and other old buildings clustered in a city park around the site of a watering hole. The village includes houses, an 1838 trading post, an 1851 general store, an 1860 slave quarters, and two blacksmith shops, among structures.

Located at the famed "watering hole" where early-day arrivals circled their wagons for defense against the Indians, the site is a city park on land named for former Texas Governor Beauford H. Jester of Corsicana. The cluster of pioneer buildings has been reconstructed from historically verified materials removed from the earliest settlements in the county.

The Lefty Frizzell Museum at Pioneer Village not only features Lefty Frizzell but almost all the country western stars from that time period originally from Texas. This memorial is filled with all things country. Lefty's well-known costumes and boots designed by Nudie's Western Tailor are featured prominently behind glass cases along the walls in the first room. Along with his costumes there are photographs of Frizzell with his wife, furnishings from Frizzell's first home, original song manuscripts in his handwriting, sheet music, records, and "Tootsie's Orchid Lounge" where all the singers ate. Other exhibits in the museum include numerous country western stars' photographs and music, a jacket worn by Hank Thompson, Ralph Spicer items, and a B. Jeff Stone, formerly of Nashville, local recording artist exhibit.

The Lefty Frizzell Museum is a shotgun house reminiscent of the house Frizzell was born in March 31, 1928, in Tucker Town (an oil boom town located a few miles southeast of Corsicana). Frizzell's father, Naamon Frizzell, said Frizzell was always proud to mention he was born in Corsicana, even though he didn't live here very long. Frizzell died July 19, 1975, in Goodlettsville, Tennessee, and is buried in Nashville.

Frizzell's father donated most items and his friend Ralph Spicer donated his suits and boots.

The latest addition to the museum is an exhibit devoted to the history of the Magnolia Oil Company which started in 1897 later known as Mobil Oil Company.

Also housed in the village are military artifacts from the Civil War to the present.

Pioneer Village is open on weekdays and Saturday from 9:00 a.m. to 5:00 p.m. and on Sunday from 1:00 p.m. to 5:00 p.m. See the Magnolia Oil Co. exhibit and tour the restored buildings at the village.

912 West Park Avenue
Corsicana, TX 75110
903-654-4846

Watkins Wildlife Trophy Room

Over 400 animals from across the world.
3229 S. 15th St. (inside main building of Watkins Construction)
Corsicana, TX 75110
Hours: Monday – Friday 8 a.m. to 5 p.m.
Phone: 903-874-6587



Hubley Rules

The Track:

- Three lanes wide
- Forty feet long
- Manual car launching
- Timing lights

The Cars:

- The cars must be metal 1:20 scale models made by Hubley, Gabriel, and Scale Model. Any of the seven Model "A" body styles may be used: Sedan, Station Wagon, Coupe, Roadster, Roadster Pickup, Victoria, and Phaeton.
- Cars must be stock including the original tires, wheels, and axle screws. No modifications allowed. Steering may be secured or loose at maker's choice.
- Weight of each car can be no more than 1 pound, 5 ounces (station wagon weight). A small amount of leeway will be allowed due to the differences of scales. Weights added to lighter cars must be secured, not loose in car.
- A dry lubricant (graphite for example) is allowed at owner's choice.

Three Classes:

Kids' Class: 0-9 year olds

Youth Class: 10-17 year olds

Adult Class: 18 and over

The Race:

After the cars are checked in, all handling and racing of the cars is done by race personnel. At the time their cars are being raced, the competitors may be called up to the track. Cars from each class will be pitted against each other in random order to determine Class Champion, Second and Third Place winners in that class. In the final event, the three Class Champions race to determine the Overall Winner. Three awards are presented in each class. There is also a **People's Choice Award**. Before the races begin, look over the cars and pick your favorite. Write the car's number on a slip of paper and deposit it in the ballot box. The winner will be announced at the end of the races.



Youth Activities

Thursday, June 12, 2014

Fried Chicken & Water Slides - a box supper of fried chicken, chips, and lemonade will be served in a location near the Welcome Party at the IOOF Event Center. Pack a swimsuit and a towel because after dinner the youth, ages 5-15, will enjoy themselves on two different water slides in the grassy field adjacent to the Welcome Party venue. After the Welcome Party the youth will be able to race their cars at the Hubley Derby.

Hubley Derby - Car check-in is just prior to the Welcome Party. You can enter your car in kids, youth, or adult classifications. Prizes for first, second, and third place will be awarded in each age class as well as a People's Choice Award and Overall Winner. If you don't have a car entered in the Hubley Derby, make sure to stay and watch the races after the Welcome Party. You'll have a great time!

Friday, June 13, 2014

Hot Dogs & Video Games - dinner will be hot dogs and fixings served in a location near the Fashion Banquet at the IOOF Center. After dinner the youth will enjoy unlimited video games in a game truck parked at the site of the Fashion Banquet.

Saturday, June 14, 2014

Pizza & Fun - pizza and soft drinks will be served at the Cinergy Entertainment Center (33 on map). Cinergy is just a short distance from the host hotels. The youth will be able to play miniature golf and drive go-karts if they are 48" tall. They will need to bring some money if they choose to play the arcade games. Fun cards for the arcade come in increments of \$20, \$30, \$40 and \$50.

Cinergy Corsicana

Custom designed Route 66 themed, 18-hole miniature golf course. With elevation changes, obstacles, and themed murals surrounding the course, this mini-golf course will be fun for the entire family and might even give a little history lesson to the younger generation.

Race single or double go-karts through hairpin turns and breathtaking twists. Race wheel-to-wheel with up to 6 other drivers at a time. You must be at least 48" tall to drive a Cinergy go-kart. Passengers must be at least 42" tall to ride. Drivers of 2-Seat go-karts must be at least 18 years old and have a valid driver's licence.

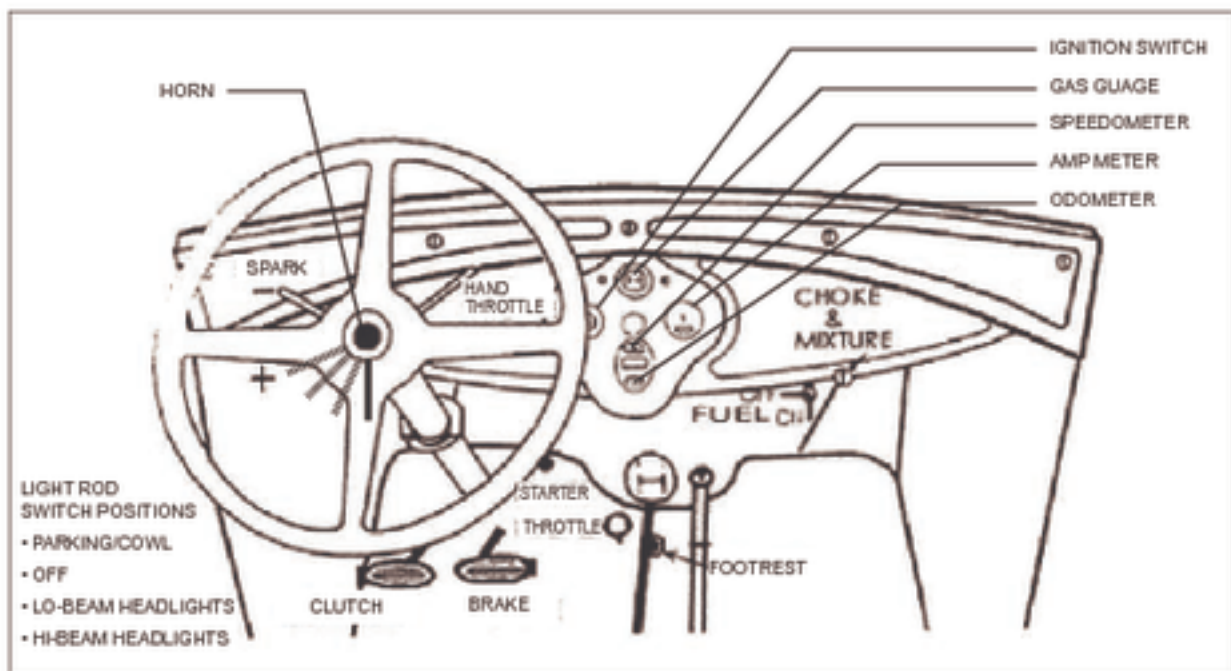
Test your skills in the fully loaded arcade. The game floor features everything from the classics to the latest in cutting-edge action games. Apart from a selection of token-fed games, all of the arcade games run on Fun Cards. Your winnings automatically accumulate on your card, and are redeemable at the store. Check your card balance at any time at a Fun Card kiosk. Your tickets are automatically saved on your Fun Card and will add up every time you visit Cinergy.

3501 Corsicana Crossing Blvd. (33 on map)

Corsicana, TX 75109

903-874-3456



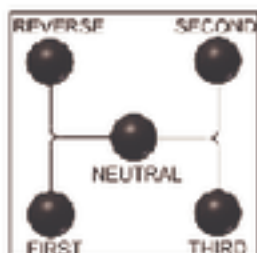


How to Drive Your Model A

Back in the Model A Era many women drove their cars on errands and to and from afternoon gatherings. Many automobile advertisements showed women driving the Model A. Ladies should not be intimidated about driving the Model A.

Starting Your Model A

1. Make sure **Parking Brake** is on (pulled towards you) Note: with earlier models, parking brake is on the left-hand side of driver.
2. Turn on the **Gas** (lever pointed down). Note: with earlier models the gas shut-off may be under the hood.
3. Retard the **Spark Lever** (on the left side of the steering column) by moving it all the way up. Note: Always retard the spark lever when starting. Starting the vehicle with the lever advanced (or down) can damage the starter if the engine kicks back.
4. Pull **Throttle Lever** (on the right side of the steering column) 1/3 down. This lever also causes the accelerator pedal on the floor to depress.
5. Turn **Carburetor Adjusting Rod** to the right (clockwise) until closed, then one full turn to the left (counterclockwise) to open. If the vehicle is warm, one quarter turn open to the left will be fine.
6. Put **Gear Shifter** into neutral.
7. Turn **Key** on.
8. Pull back on the **Choke Rod** (Carburetor Adjusting Rod).
9. Press on the **Starter Button**, located on the floor.
10. After one turn, release the **Choke**. (Pulling on the choke enriches the piston chamber with a lot of gas at once, which helps to start the engine when it is cold. If the engine is warm, there is no need to use the choke.)
11. As soon as it starts, advance **Spark Lever** half way down the quadrant.
12. Close the **Carburetor Adjusting Rod** to 1/4 turn open.
13. For every 5 MPH increase in speed, you would move your **Spark Advance Lever** down one notch. In general, for normal driving, it is 1/2 to 3/4 of the way down. Lower it further for high speeds. When the engine is under a load, such as climbing a steep hill, retard (move up) the **Spark Advance Lever**.



Driving Your Model A

1. The Model A has just been started.
2. Apply the foot brake.
3. Release the parking brake.
4. Disengage the clutch (push the clutch pedal down to the floor).
5. Move the shift lever to the left and back for first gear.
6. Let up on brake pedal.
7. Gradually release the clutch pedal and lightly accelerate at the same time.
8. When the car has reached a speed of about 10 MPH, push in the clutch, shift into neutral, let the clutch out, put clutch back in, shift into second gear, and let clutch out (takes about three seconds, not rushing the count).
8. When the car has reached a speed of about 20 MPH, push in the clutch, shift into neutral, let the clutch out, put clutch back in, shift to third gear, and let clutch out.

Notes:

- As you get to know your Model A, the speeds for shifting may vary.
- For economical driving, reduce the quantity of gasoline in the mixture by turning the GAV adjusting rod to the right as far as possible without affecting the operation of the engine. This will increase gas mileage.
- Turning the GAV too far to the left results in a "rich mixture". Such a mixture has too much gasoline and should be used for starting and

warming up only. Running too rich a mixture causes excessive carbon and overheating. In addition it wastes fuel. (For normal driving, the GAV is 1/4 turn open.)

Double Clutch to Down Shifting

- To down shift from third gear to second gear, disengage (push in) the clutch, shift to neutral, re-engage (let up) the clutch and rev the engine; then disengage the clutch again and shift to second, then re-engage the clutch. Basically "clutch, neutral, clutch, rev-clutch, shift" fairly quickly.

Stop Your Model A

1. Let off the gas pedal.
2. Depress the brake pedal.
3. Depress the clutch pedal.
4. Shift into neutral.
5. Release clutch pedal and brake to a halt. (Note: if you push the brake pedal all the way down and the car seems slow to stop, you may need to "pump" the brake pedal as you stop. That is, press and release the brake pedal quickly several times as you stop.)

Park Your Model A

1. Turn off the key.
2. Move the gear shift lever out of neutral and into gear (any gear); if you leave it in neutral, it may roll.
3. Engage the emergency brake and point the front tires toward the curb if you park on a hill.
4. Turn off the gas.

Modified from the Hoosier A Ford Club website:
[modelabax.com/Starting & Driving.html#downShift](http://modelabax.com/Starting%20and%20Driving.html#downShift)

Thank You, Volunteers!

Co-Chairpersons

Jill & Garland Sullins
Nancy & Chuck Cheshire

Registrar

Jill Sullins

Treasurer

Jerry Rogers

PR & Graphics

Wanda Rice

Promotion Video

Jason Ellis

Fashion Coordinator

Kim Eddy

Chief Fashion Judge

Gayle Corry

Chief Car Judge

George Tynan

Vehicle Coordinator

Gerald McNutt

Men's Seminar

Vernon Boyd

Hospitality

Faye Craig

Repair Tent

Merle Gulick & Bob Craig

Grand Tour

Sonny Lewis

Early Bird & Mini-tours

Arlen & Trish Evans

Hubley Derby

Chuck Cheshire

Set Up & Take Down

Jason Cheshire

Computer

Mason Whittlesey

Registration & Weigh-In

Shelby Cheshire

Welcome Bags & Raffle Items

Bill Holcomb

Youth Activities

Mason Whittlesey/Jordan Douglass

Lady Drives an A

Chuck Cheshire/Judy Carter

Car Games

Karen Whittlesey

T-shirts & Cool Wraps

Tina Lloyd & Trish Evans

Trailer Parking

Dan Parrish
helpers—Morris Eddy &
Jason Cheshire

Photographers

Kim Eddy
Pam Parrish—Fashions
Janice Rogers—Car Judging &
Hubley Derby
Trish Evans—Computer Tech

Welcome Party

Jill Sullins, Chuck, Nancy &
Jason Cheshire

Fashion Banquet Decorations

Kim Eddy

Awards Banquet Decorations

Chuck, Nancy & Jason Cheshire

Entertainment

Vernon & Sue Boyd
David "Tex" Willis

Gas Tank Covers

Karen Whittlesey

"Texas" Plaque Awards

Sonny Lewis & Chuck Cheshire

Thank you to the Boy Scouts of Corsicana for providing the Color Guard Flag Ceremony for the opening of the Welcome Party on Thursday evening. Thank you to the Corsicana 4H Club for distributing bottled water to everyone prior to the Grand Tour on Saturday morning.



Welcome Attendees!

Club/Last Name	First Name	Guest/Spouse
Alamo A's		
Cook	Doyle	Barbara
Autumn Trails		
Willis	Scarecrow	
Brazos Valley A's		
Bullard	Lance	Jill
Cory	Jim	Billie Sue
Cummings	Norman	Susan
Gilmore	Bob	Nancy
Helmcamp	Gary K.	Susan
Hensz	Bob	Sarah
Cedar Creek Model A Ford Club		
Hellebrand	Walter	Virginia
Lee	Bill	Sandra
Letchworth	Bob	Jody
Dallas Model A Ford Club		
Baiste	Todd	
Benham	Ken	Eva
Bertschi	Chuck	Nancy
Blanchard	Dennis	Michelle
Boultinghouse	Richard	Peggy
Boyd	Vernon	Sue
Buckmeyer	Bill	Pat
Butler	Carroll	Janis
Cheshire	Nancy	Chuck
Cheshire	Jason	James
Cory	Charles	Gayle
Craig	Bob	Faye
Davis	Ken	Lynda
Davis	Ron	Pat
Eddy, Jr.	Morris	Kim
Elliott	Doug	Cathy
Evans	Arlen	Trisha
Evans	Billy	Cyndi
Garrett	Ron	Sylvia
Hearn	Lynn	Ann
Hebert	Steve	Caitlin
Holcomb	Bill	Mary
Kelley	Ron	Beverly
Knight	Don	Cindy
Lewis	Sonny	Sharon
Lloyd	Tina	Gary
Lyle	John	Paula
Malson	Leon	Janet
Marshall	John	Jennifer
McNitt	Gerald	Valerie
Montgomery	Thomas	Joan
Morris	Allen	Daisy
Myers	William	Beverly
Park	Willona	
Parrish	Dan	Pam Henricks
Pell	Jimmy	Phyllis
Phillips	Jim	
Rice	Dell	Wanda
Rogers	Jerry	Janice
Sanders	Neal	Paula Ackley
Sullins	Jill	Garland
Thurmond	Kathryn	
Tynan	George	
Velasquez	Peter	Virginia
Wagiaro	Larry	Kimberly

Club/Last Name	First Name	Guest/Spouse
Waterman	Julia	Cheryl Goodwin
Whitaker	David	Rosemary
Whittlesey	Karen	
Willis	Tex	Chana
Fort Worth Model A Ford Club		
Douglass	Jordan	Logan
Anderton	David	Marthetta
Bakinski	Jim	Kim
Caddell	James	Jean
Carter	Judy	
Collins	Bob	
Grunewald	Russ	Beverly Williams
Maddox	George	Marilyn
Merkel	Erin	Charlotte Patrick
Nixon	Chuck	Dianne
Polson	Ace	
Richmond	Neil	Karla
Richmond	Tjay	Sarah Weaver
Tucker	Jerry	Mary
Wilson	Jennifer	JoMay Allen
Zepeda	Arthur	Shirley
Greater Houston Model A Restorers Club		
Cunningham	Allen	Jean
Gray	Lloyd	Shirley
Hoekstra	William	Arnita
Lecher	Burt	Joan
Moore	Patrick	Leona
Pond	Bob	Judy
Riekert	Lou	LaVerne
Rivers	Mel	Jane
Sanders	Willie	Laura
Walne	Tom	Jackie
Lone Star Model A Ford Club		
Carlton	Fred	Sonda
Fisher	Jack	Sally
Phillips	Max	Rebecca Jordan
Ranney	Paul	Joy Morrison
Sullivan	John	Linda
Tatro	Cheryl	
Piney Woods A's		
Berg	AJ	Ruth
Byrd	Paul	Barbara
Isaacson	Marshall	
Karis	Ted	Patricia
Pritchett	Robert	Beverly
Pritchett	Wesley	
Pritchett	Ken	Lori
Ross	George	Dolores
Van de Bogert	David	Ruth Ann
Tyler Model A Ford Club		
Allen	Mike	Carolyn
Kinsel	Burley	Lynda
Long	Norm	Shirley
Spoer	Hugh	MaryJo
Spivey	Jerry	Elizabeth
Weber	Gary	Jacque
Webster	Walter	Helen
Weis	Dennis	Judy
Victoria A's		
East	Gary	Betty

Our Thanks to Our Donors!

Thank you to all of our donors for your contributions.

You have helped in a very big way to make this year's Texas Tour successful and enjoyable.

Thank you for your part in keeping the Model A hobby thriving.

Raffle Items

Conduit Sets (3)
Headlamp Shell Rivet Sets (3)
Headlamp Rim Latch Sets (3)
Serpentine Belt
39 piece Gear Driver Set
26 piece Gear Driver Set
11 piece Crows Foot Wrenches
7 pc Gear Pliers
51 piece SAE Gear Wrench Prof. Tool Set
End Nipper Pliers
Angle Nose Pliers
Fence Pliers
Gear Wrench 26 pc SAE Ratchet Set
Cores for rebuilding
\$30 discount certificates (3)
Model A Muffler*
\$25 Gift Certificates (2)
Wind Chimes & Shopping Bag
51 Piece Multipurpose Tool Set
Mechanics Products 40 Piece Socket Set
Get A Horse books (2)
Model A Ford Tips and Hints book
Model A Suspenders - Black & Yellow
Model A Suspenders - Blue & White
\$50 Gift Certificate
\$50 Gift Certificates (2)
Tee Shirts (5)
Rebuild Distributor
Complete Set of Rebuilt Front Brakes
Complete Set of Rebuilt Rear Brakes
Armature tester (Growler) original antique
Air Maze Air Filter
Set of 2 frames w. Christmas decorations
7 Functional Digital Multi-Meter
Neck Tie Holder
Reprint from Original Nov. 9, 1929 ad
West Bend Ice Tea Maker
Model A Coasters
Bag of 100 Blue Shop Rags
Stained Glass Garden Hanger
\$25 VISA Gift card
Free dinner for one
Free dinner for two
Set of 20 Model A Repair DVDs
Les Andrews Mechanics Handbook #1
Les Andrews Mechanics Handbook #2
Les Andrews Book Trusstoc & Diag #3
Model A Instruction Book-Polyprints
Model A Book, Floyd Clymer Reprint
Unauthorized accessories book
How to Restore the Model A Volume 1
How to Restore the Model A Volume 2
Model A Service Bulletins Softcover
Model A Service Bulletins Hardcover

Donated By

A & L Parts Specialties
A & L Parts Specialties
A & L Parts Specialties
Jim Adams
Jim Adams
Jim Adams
Jim Adams
Jim Adams
Jim Adams
Jim Adams
Jim Adams
Jim Adams
Jim Adams
Al Mallouf
Apple Hydraulics
Aries Muffler
Arizona Model A
Atwoods - Corsicana
Auto Zone - Corsicana
B & G Auto Parts
Jack Bahm
Jack Bahm
Gene Bertani
Gene Bertani
Brassworks
Bratton's AAP
Beinson Ford
Bill Buckmeyer
Bill Buckmeyer
Buckmeyer & Mallouf
Charles Corry
Chuck & Nancy Cheshire
Chuck & Nancy Cheshire
Chuck & Nancy Cheshire
Chuck & Nancy Cheshire
Chuck & Nancy Cheshire
Chuck & Nancy Cheshire
Chuck & Nancy Cheshire
Chuck & Nancy Cheshire
Classic Wood Products
Cotton Patch Café
Cotton Patch Café
Diablo As MAFC
Dick Dirks
Dick Dirks
Dick Dirks
Dick Dirks
Dick Dirks
Dick Dirks
Dick Dirks
Dick Dirks
Dick Dirks
Dick Dirks
Dick Dirks
Dick Dirks
Dick Dirks

Dallas MAFC Tie Cover Banner
LH Journal Oct 1929 Coupe Ad, framed
Stewart Warner Oval Speedometer
Stewart Warner Round Speedometer
\$50 Gift Certificate
Save a Battery 6 volt charger
Save a Battery Power Bar 12 volt charger
Battery Saver Tester
Battery Saver Tester with USB charger
Trunk organizers (2)
Insulated drink containers (2)
Gear shift lever
Ladies' pampering spa kit
2003 Model A Calendar (Hemming's)
Magnetic tool tray
Jewelry box chest
Jewelry tree
Yankee candle
6 inch Bench Grinder
\$25 merchandise certificate
BrakeLighter Third Brake Light - 12 Volt
Autographed books from Les Andrews (3)
Model A Ford Service Bulletins-Complete
How to Restore the Model A Ford
Model A Ford-Gem from the River Rouge
Model A Album
Henry's Fabulous Model A Ford
\$25 Merchandise Certificate
Ford F-100 Steering Column*

Mary Kay Gift Basket
Texas Shaped Lazy Susan
Texas Shaped Lazy Susan w/Tour Logo
Husky three bag combo sets (2)
Ford Dealer & Field Service (4 books)
Model A Times \$25 Gift Subscription
Terry Towels (2)
Polishing cloths
Microfiber All Purpose Auto Cloths
Bug scrubbing mitts (2)
Armor All Custom Shield coating spray (2)
Megulars big splatter sponges (2 boxes)
Eagle One Superior Nano Wax
Rain-X Glass Cleaner (2)
Super Clean All Wheel Cleaner (2)
Gunk Glass Cleaner (2)
Little Tree Air Freshners (5)
"Cooking with Henry's Ladies" (10)
We Are Not A-Lone Star Quilting Kit
Quilt Kit - 10 blocks of packages
Crayola Centennial Box of 100 Crayons
Quilted Place Mats (set of 4)
Piranio's \$50 Gift Certificate
Oil Painting

Dick Dirks
Dick Dirks
Eddys' Speedo Repair
Eddys' Speedo Repair
F-S Ignitions
Granite Digital
Granite Digital
Granite Digital
Granite Digital
Hagerty Insurance
Hagerty Insurance
Mark Ham
Bill & Mary Holcomb
Bill & Mary Holcomb
Bill & Mary Holcomb
Bill & Mary Holcomb
Bill & Mary Holcomb
Bill & Mary Holcomb
Home Depot
J & L Enterprises
Les Andrews
Lincoln Pub. Co.
Lincoln Pub. Co.
Lincoln Pub. Co.
Lincoln Pub. Co.
Lincoln Pub. Co.
Mac's Antique Auto
**George Maddox
(machine work
by Bob Craig)**
Mary Kay
Jim McConnell
Jim McConnell
Richard Meyer
Model A Times
Model A Times
O'Reillys
O'Reillys
O'Reillys
O'Reillys
O'Reillys
O'Reillys
O'Reillys
O'Reillys
O'Reillys
O'Reillys
O'Reillys
O'Reillys
Phoenix MAC
Phyllis Pell
Phyllis Pell
Phyllis Pell
Phyllis Pell
Dennis & Beth Piranio
Rosalie Shultz

Smith & Jones \$30 Gift Cards (4)	Smith & Jones	Model A Fabric (3 yards)	Kasen P Wiley
2 Quarts of 600 weight Gear Oil	Antique Auto	"Riley Speed Power" Oval Aluminum Medallions (2)	Charlie Yapp
Snyder's Antique Auto Parts Hats (5)	Smith & Jones	20 "Secrets of Speed" Magazines	Charlie Yapp
\$50 gift certificates (3)	Antique Auto	Valve Cover (Riley Speed Power)	Charlie Yapp
Black L/S Shirt w/ Mich. Operations logo	Snyder's AAP	Valve Cover (Finned)	Charlie Yapp
Pliers (set of 3)	Garland & Jill Sullins		
Hydraulic Bottle Jack	Garland & Jill Sullins	* The Aries Model A Muffler and F-100 Steering Column are large value raffle items and will be raffled off separately. Tickets sold separately. Winning tickets will be drawn at the Awards Banquet.	
1930-31 Gas Tank Extension	Garland & Jill Sullins		
Purse Post-a-Note Holders (4) w/8 memo books	Garland & Jill Sullins		
Notepads with Pens (3 sets)	Garland & Jill Sullins	Welcome Bag Items	
Alphabet Bath Confetti & Pink Nail Set w. Case	Garland & Jill Sullins	Brochures	Antique Engine Rebuilders
Bottle Opener (says Ah-Do-Gah)	Garland & Jill Sullins	\$5 off discount cards	Applebee's Restaurant
Mr. Coffee Coffee Maker	Garland & Jill Sullins	Ball Point Pens	Bratton's Antique Auto Parts
Model A Museum T-Shirts (2)	Garland & Jill Sullins	Can Coozies	Brinson Ford
Brake Buddy for adjusting brakes	Garland & Jill Sullins	Ball Point Pens	Brinson Ford
Inner Tube	Garland & Jill Sullins	Brochures	Coker Tires
Tan Ford Spare Tire Cover	Garland & Jill Sullins	Brochures	Granite Digital
Model A Museum Radiator Badge	Garland & Jill Sullins	Bags	Hagerly Insurance
Hershey Chocolate Umbrellas (2)	Garland & Jill Sullins	Brake Lighter Flyers	J & L Enterprises
Handyman 15 piece Tool Set	Garland & Jill Sullins	Ball Point Pens	J. C. Taylor Insurance
Fragrance Basket from Dillard's	Garland & Jill Sullins	Key Chains	J. C. Taylor Insurance
Camo Briefcase	Garland & Jill Sullins	Glove Box Insurance Envelopes	J. C. Taylor Insurance
Set of 3 Embroidered Handkerchiefs	Garland & Jill Sullins	Brochures	J. C. Taylor Insurance
Screwdriver Set (32 piece)	Garland & Jill Sullins	Key Chains	Phyllis Pell
LED Tripod Flashlight	Garland & Jill Sullins	Product Brochures & Price Lists	Pleasantville Mfg. Co.
Roadside Assistance Safety Kit	Garland & Jill Sullins	Catalogues	Snyder's Antique Auto Parts
BH & Gardens Candle	Garland & Jill Sullins	Plastic Bags	Snyder's Antique Auto Parts
Autographed Book from Les Andrews #4	Garland & Jill Sullins	Small Tools	True Value
Ladies' Purses (2)	Garland & Jill Sullins	Free chips and Salsa with purchase (coupons)	Distribution Center
Silk Ladies' Tissue & Cosmetic Purse	Garland & Jill Sullins		Chili's Grill and Bar
Ladies' "Shoe" Ring Holder w/Ring	Garland & Jill Sullins		
100" of Brown Pearls	Garland & Jill Sullins		
Ahooga Pins (3)	Garland & Jill Sullins		
Mardi Gras Mask	Garland & Jill Sullins		
Ladies' Era Fashion Watch	Garland & Jill Sullins		
Spark Plug Brain Teaser Puzzle	Garland & Jill Sullins		
Dior Lipstick Tower	Garland & Jill Sullins		
Ford Mustang Wrist Watch	Garland & Jill Sullins		
Shaklee Hand & Body Lotion & Moisturizing Shower Gel	Jimmie Terry		
DVDs (4) Texas Country Reporter Autographed Copies	Texas Country Reporter		
DVD 25 Years on the Back Roads Autographed Copy	Texas Country Reporter		
DVD Texas Country Reporter-Go! Stay! Eat!	Texas Country Reporter		
DVD Texas Country Reporter Tours Texas State Parks	Texas Country Reporter		
DVD Best of Texas Country Reporter Vol. 1	Texas Country Reporter		
DVD Best of Texas Country Reporter Vol. 2	Texas Country Reporter		
Texas Country Reporter Cookbook	Texas Country Reporter		
"52 More Off Beat Texas Stops"	Texas Country Reporter		
Texas Country Reporter Tote Bag	Texas Country Reporter		
Gas Grill	True Value		
	Distribution Center		
Framed Cabriolet Picture	George Tynan		
Rebuilt Zenith Carburetor	Tynan & Cheshire		
Custom Wiring Harness Gift Certificates (4) Tyree Harris	Wallace Wade		
Bottle of Red Rock Merlot Wine			

Thanks also to Collin Street Bakery, Navarro Pecan Company and Russell Stover Candies for their wonderful raffle items.

Thank you to all who came from cities and towns across Texas and beyond. We hope you had an enjoyable time learning about Corsicana's oil history and participating in all the activities. We hope you rekindled old friendships and made new ones and that you take home many fond memories. Have a safe trip home.


We would also like to thank the many volunteers who generously gave their time and talents throughout the tour and the during the two years that were spent in preparation for the event. Thank you all so very much!

*Jill Sullins & Nancy Cheshire
Co-Chairs of the 2014 Texas Tour
Hosted by the Dallas Model A Ford Club*



**The 52nd Annual Texas Tour in 2015
will be hosted by the Greater Houston
Model A Restorers Club**

Special Offer for Model A Ford Clubs—Buy Set of 21 DVDs and Save!



Model A Ford Videos From Model A Experts

DVD Video Programs, American Format.
Produced by the Diablo A's, Inc., a chapter of the
Model A Ford Club of America (MAFCA).
Your Instructors are MAFCA Judges and/or
Long-Time Model A Technicians and Mechanics
All Profits Go to Diablo A's

Technical Seminars Show You How To Care for Your Model A Ford

- Titles Included**— 1) *Replacing Your Model A Ford Pickup Roof* [40 minutes]; 2) *Rebuilding and Timing Your Model A Ford Distributor* [32 minutes]; 3) *How to Replace Your Model A Brake Drums and Shoe Linings* [26 minutes]; *Rebuilding 2-Tooth Steering* [42 minutes]; 5) *Rebuilding Model A Ford Shock Absorbers* [68 minutes]; 6) *Rebuilding Model A Ford Springs* [42 minutes]; 7) *Installing Flathead Ted's Brake Floater Kit on Your Model A Ford* [35 minutes]; 8) *Replacing Your Model A Ford Timing Gear While on the Road* [28 minutes]; 9) *Setting Engine Bearing Clearance on Your Model A Ford* [28 minutes]; 10) *Rebuilding Your Model A Ford Transmission* [42 minutes]; 11) *Rebuilding Your Model A Ford Water Pump* [28 minutes]; 12) *Installing an Overdrive on Your Model A Ford* [31 minutes]; 13) *Annual Tour Preparation* [54 minutes] DVD includes a 10-minute BONUS video about *Decking Your Model A Manifold*; 14) *Mounting a Tire and Installing an Inner Tube* [29 minutes]; 15) *1931 Slant Window Fordor Roof Installation* [52 minutes]; 16) *Rebuilding a Model A Ford Starter (6 and 12 volts)* [75 minutes]; 17) *Replacing a Cylinder Head and Head Gasket* [50 minutes]; 18) *Rebuilding the Front End Assembly* [61 minutes] DVD includes an 11-minute BONUS video about *Freeing a Stuck Spring Perch*; 19) *Installing a Roof on a 1930 Coupe* [45 minutes]; 20) *Rebuilding a Generator* [63 minutes]; 21) *Replacing an Engine* [65 minutes].

- Here's The Deal**—There are 21 titles. Each title costs \$24.95, plus California sales tax (for California addresses), and shipping charges. **You Pay Only \$419.16 and SAVE at least \$104.79.**

YES, please send me the number of COMPLETE DVD SETS I have indicated below.
ORDER BY PHONE: 1-888-671-0404

SHIP TO:

Name _____
Title _____
Club Name _____
Address _____
City _____ State _____ Zip _____
Daytime Phone _____

ORDER:

___ copies 21 DVD Set @ \$223.95 ___
___ **Special Set Discount @ -\$104.79** ___
Sales Tax (CA add 9.00% if in CA) **FREE!**
Shipping/Handling (US \$0.00) **FREE!**
Grand Total of Order (**\$419.16 per set**) ___

PAYMENT: (ALL ORDERS MUST BE PREPAID)

Check VISA M/C AmExp Disc

Account Number (include all numbers) _____
Expiration Date on Card _____
Signature _____
Print Name _____
Security Code _____

Please write Billing Address on Back if different.

MAIL OR FAX ORDER TO:

The Management Advantage, Inc.
P.O. Box 3708
Walnut Creek, CA 94598-0708
Phone (925) 671-0404
FAX (925) 825-3930

**Credit Card Orders...Call Toll Free:
1-888-671-0404**





Eddy's Speedo Repair
Ford Model A Speedometers
Stewart Warner
Oval & Round Only

Morris & Kim Eddy
2813 Cliffside St.
Grapevine, Texas 76051
Phone 817-442-0479
Mobile 361-815-3622
kekeeddy@yahoo.com

*We are Proud Supporters of the
2014 Texas Tour in Corsicana
hosted by the
Dallas Model A Ford Club*



*We will repair & calibrate your
speedometer to bring it back to
excellent working order*

THE WORLD'S LARGEST SUPPLIER OF 1909-31 FORD PARTS!

FREE
Fully Illustrated
CATALOG*

SNYDER'S
ANTIQUE AUTO PARTS

**LARGEST
SELECTION
IN THE
WORLD!**

Toll Free Ordering:
(888) 262-5712

Visit Our Website
New Products Added Daily!
www.snydersantiqueauto.com



On-Line Ordering:
snydersantiqueauto.com

Outside the U.S. or
for Technical Assistance

(330) 549-5313

Fax:

(330) 549-2211

*\$10.00 Outside the U.S., Canada and Mexico

We Feature American Made Parts

Blackmon

ANTIQUES & Collectibles

John and Teresa Hatfield-Owners

207 N Beaton Corsicana, Tx 75110 • 903-872-0424

blackmonantiques • blackmonantiques@hotmail.com

15% Discount on All Sales

Furniture • Glassware
Kitchenware • Lighting
Everything you did not know
you wanted! AND More!



ARIZONA MODEL A

15838 SOUTH GILBERT ROAD
CHANDLER, AZ 85225-6060
480-782-0266

NEW PARTS • USED PARTS
SERVICE • RESTORATION

Mark's Model A Garage

MARK D. HAN
Ph: 903.928-3219

Email: marksonmodela@centurylink.net

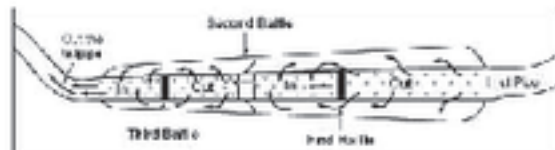
209 AN CR 2501 • Tennessee Colony, Texas 75081-2900

RON KELLEY RK DESIGNS

Modifying internals
of antique engines,
specializing in
A & B short blocks

972-771-1911
1454 Blackland Rd.
Royse City, TX 75189
www.modelaperformance.com

 **Aries Limited** presents the
Model "A" Ford Tapered Muffler



Since 1983—Built exactly to original Ford design with correct gage material and original baffling system.

1. The flange is the right size and shape. It actually fits correctly and requires no bending or adjustment. Once clamped to the manifold, it will not come loose. By using a small amount of muffler sealer, you can achieve a permanent seal to the manifold.
2. The Original Design provides for very low back pressure. Less than 25% of the back pressure of the low cost alternative. It's quieter — but still has the same "putt, putt" sound!
3. This means more power and a slightly lower operating temperature at full load or high speed. Dyno Tests have shown an 8% increase over the low cost muffler.
4. All tubing is the same size throughout the tube; Mandrel bending is used as originally specified, maintaining the full cross-section at all points along the pipes.

Aries Limited
14435 Big Basin Way, Suite 112
Saratoga, CA 95070-6082

Phone: 650-948-6424 • Email: Sales@amuffler.com

PAT KELLY, Owner
pkelly1121@yahoo.com
903.874.6941



THIS N THAT ANTIQUES

YOUR BUSINESS IS ALWAYS WELCOMED

WE WELCOME THE 2014 MODEL A FORD
TEXAS TOUR TO CORSICANA!

SHOW THIS AD TO RECEIVE A
10% DISCOUNT
ON YOUR PURCHASE!

(OFFER EXPIRES JUNE 15, 2014)



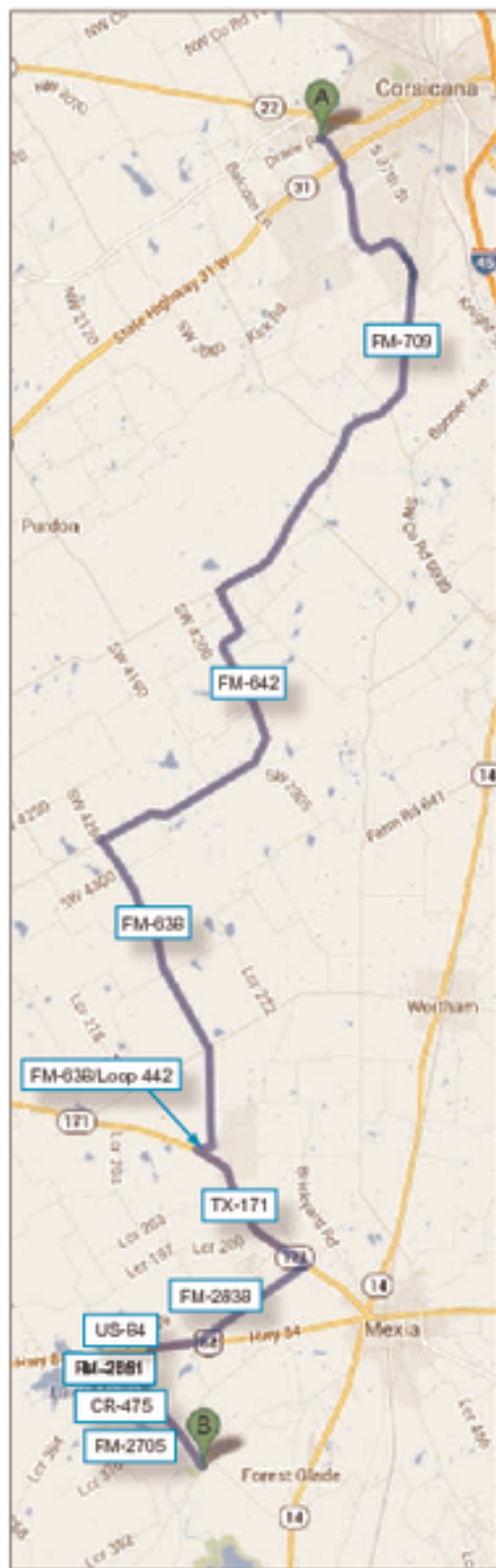
CELL: 903.654.1059
108 North Beaton Street
Corsicana, Texas 75110

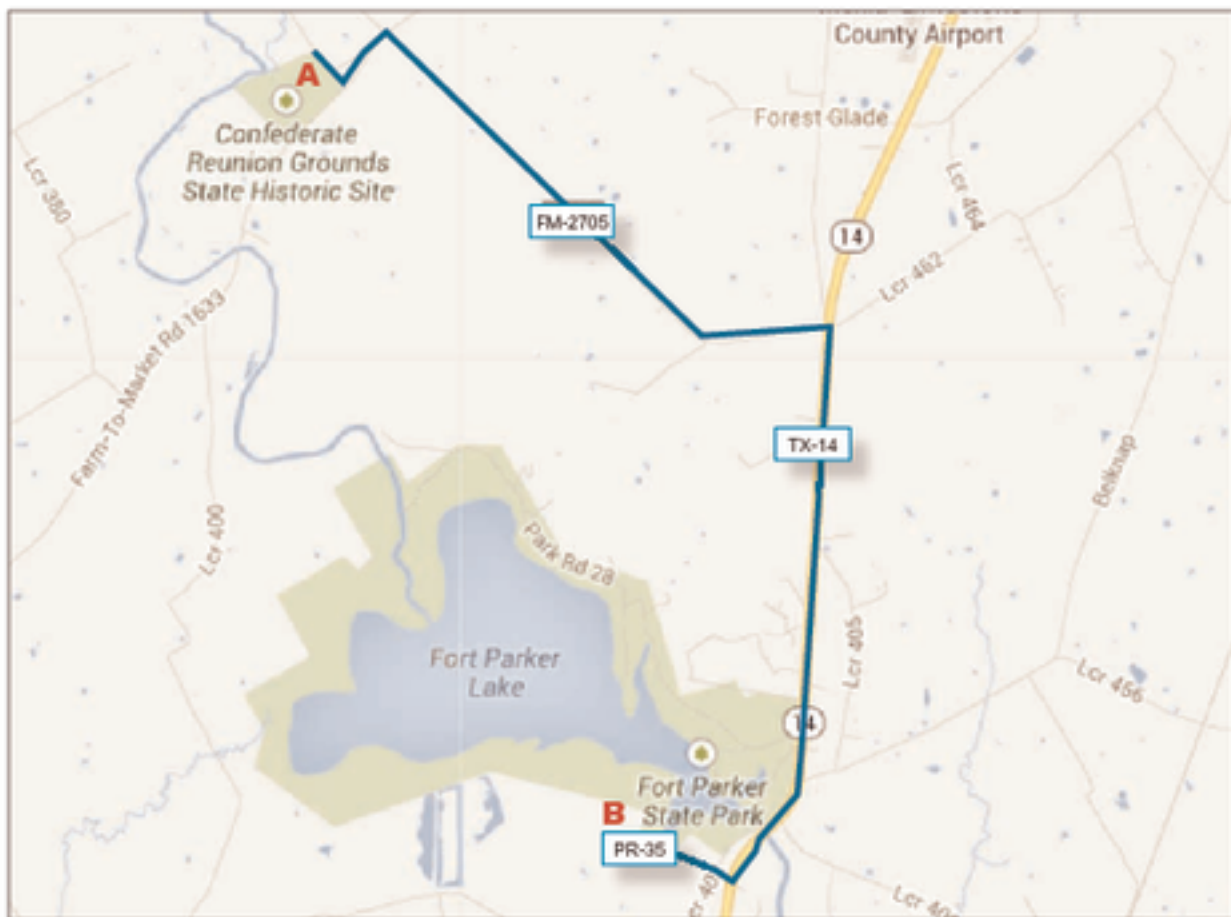
Grand Tour Directions – Part One

Directions to the Confederate Reunion Grounds from the IOOF Event Center parking lot, 601 N. 45th St., Corsicana

1. Start at the IOOF parking lot at 8:30 a.m. Groups of about 10 cars will be released in 5-minute intervals.
2. Turn left onto FM 2555. You will go through a traffic light and a stop sign as you leave town. There will be a cemetery on the left about 3 miles down the road. A mile past the cemetery you will turn right on FM 709.
3. Continue on FM 709 for 9.3 miles. Turn left onto FM 642. (There will be a sign pointing left to Pursley and a Country Store on the right.)
4. Continue on FM 642 for 8.5 miles. Turn left onto FM 638 toward Tehuacana.
5. Continue on FM 638 for 5 miles. There will be a stop sign at FM 27. Stay straight on FM 638 for another 2.7 miles.
6. Turn right onto FM 638/TX 442 Loop towards TX 171. Go 0.4 miles and turn left onto TX 171 towards Mexia.
7. Travel 3.7 miles on TX 171 and turn right onto FM 2838. (Landmark Baptist Church is on the right at this turn.)
8. Continue on FM 2838 for 3 miles to US 84. Turn right at the stop sign towards Waco. Continue on US 84 for about 1.7 miles. You will go *past* the sign for Confederate Reunion Grounds and turn left at the next road onto FM 2681 towards Lake Mexia.
9. Go .3 mi. to first intersection and turn left (small old looking road) onto CR 475 (may not be a sign, look for red club arrow). Continue for .5 mi. You will cross old bridge over the water. Continue straight at dead end sign. The road will merge into FM 2705 on the right.
10. Continue on FM 2705 for 2.4 miles to the Confederate Reunion Grounds. Turn right into the park. You will be given a bag as you enter the park. If you are in a modern car, show your name badge.
11. Continue to the loop. Follow the loop road around to its beginning and park on the right side of the road behind the car ahead of you in a single-file line. Our cars are the guests of honor at a Confederate Reunion Picnic Day of the era of 1928-1931.
12. At about 10:30 a.m. in the Dance Hall Pavilion there will be a presentation on the history of the park. Take your lawn chairs if you brought them as there is limited seating in the pavilion. If you are one of the early arrivals to the park, you can tour the grounds on your own until 10:30.
13. At 11:00 a.m. the 12th Battery Brigade will shoot the cannon. From 11:30 a.m. until about noon you are free to visit the Dust Bowl Exhibit in the office building at the entrance and take a self-guided tour of the grounds.

Around noon, we will leave in the order we arrived and drive to Old Fort Parker for lunch and a tour of the fort.





Grand Tour Directions—Part Two

Directions onward to Old Fort Parker from the Confederate Reunion Grounds

1. Turn right out of the Confederate Reunion Grounds onto FM 2705. Travel 0.1 mile and turn left at the stop sign onto FM 2705/FM 1633. Travel 0.2 mile and turn right onto FM 2705. Continue on FM 2705 for 2.4 miles.
2. Turn right at the stop sign onto TX 14.
3. Travel for 2.9 miles. You will pass the Fort Parker State Park sign and cross over the Navasota River. Turn right onto Park Road 35 at the sign for Old Fort Parker Restoration.
4. Travel 1.5 miles on Park Road 35 to the old fort. Follow the signs. You will enter the first entrance to the right and park on the grass, facing the road.
5. In order to make our lunch time go smoothly, you were divided into two groups at the beginning of the tour, red and blue. Since the red group arrives first, they will tour the fort first and then eat lunch. The blue group will eat their lunch upon arrival and tour the fort after they have eaten.

The return trip will be on your own, after you eat and tour the fort. There will be an opportunity for a photo stop on an old bridge as you head back to Corsicana. There will be service stations on the right side of the road along the way if you need to gas up your car before you get back to Corsicana. It's about 42 miles back to the host hotels.

Remember, there will be car games at 3:00 p.m in the parking lots at the host hotels.

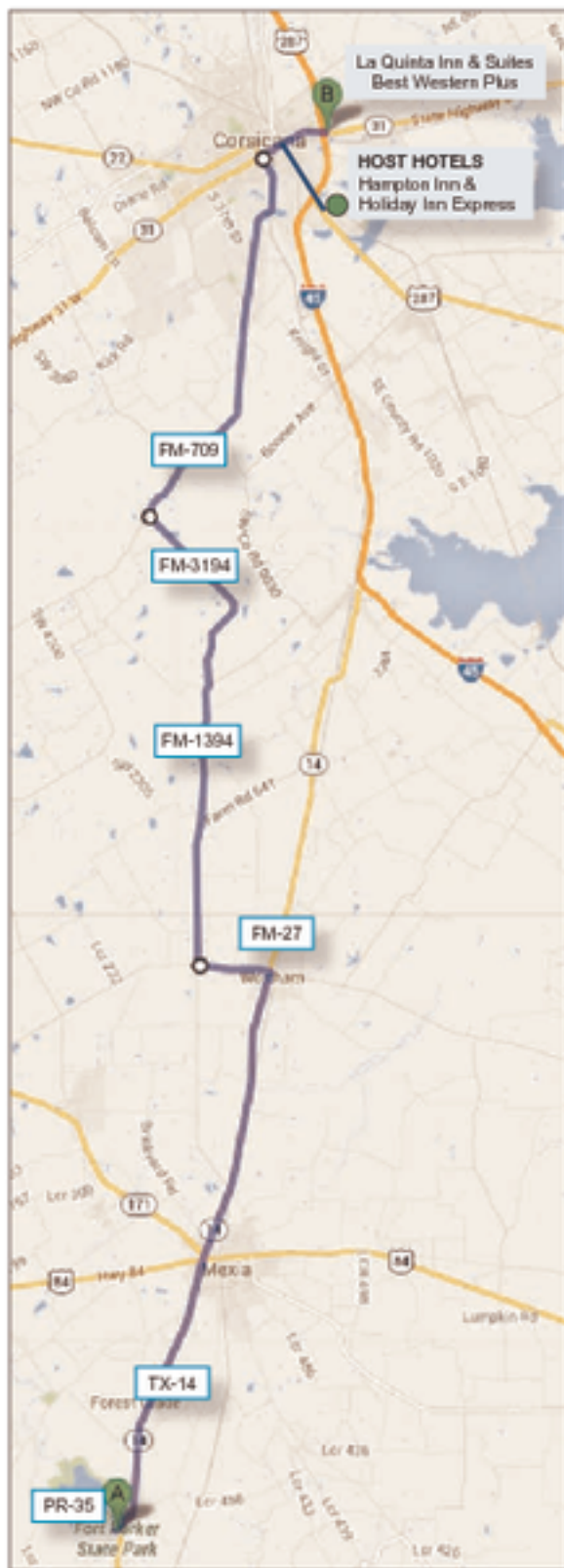
Grand Tour Directions—Part Three

Directions on your own from Old Fort Parker back to Corsicana

1. Leave Old Fort Parker on Park Road 35. Go 1 mile. Look for a yellow sign on the left that says Load Zoned Bridge.
2. Turn left towards the sign onto CR 402. Continue for 1.2 miles to the old bridge. You can stop on the bridge to take a photo if you want.
3. Continue on CR 402 to TX 14. Turn left onto TX 14 towards Mexia. Continue for 14.2 miles to Wortham. There will be a service station in about 6.2 miles. Stay straight on TX 14 at the stop light in Mexia.
4. In Wortham you will turn left onto FM 27/San Saba Ave., which is past the flashing stop light. There is a Chevron and a Shell service station on the corners.
5. Continue on FM 27/San Saba Ave. for 1.8 miles. Turn right onto FM 1394 towards Richland.
6. Travel 7 miles and turn left onto FM 3194.
7. Continue on FM 3194 for 5.3 miles and turn right at the stop sign onto FM 709.
8. Continue on FM 709 for 8.7 miles and turn left at the stop sign onto 15th Street.
9. Continue on 15th Street about 1.7 miles to 7th Avenue. Turn right onto 7th Avenue. (This is also TX 31).

If you are going to the Best Western or La Quinta, stay straight on 7th Avenue/TX 31.

If you are going to the host hotels (Hampton & Holiday Inn), go about 0.7 mile and turn right onto US 287 (after the railroad tracks and just before the bridge). Get into the left lane. Go about 0.5 mile and go left at the "Y" to continue on US 287 toward the host hotels. It's about 42 miles back to Corsicana.

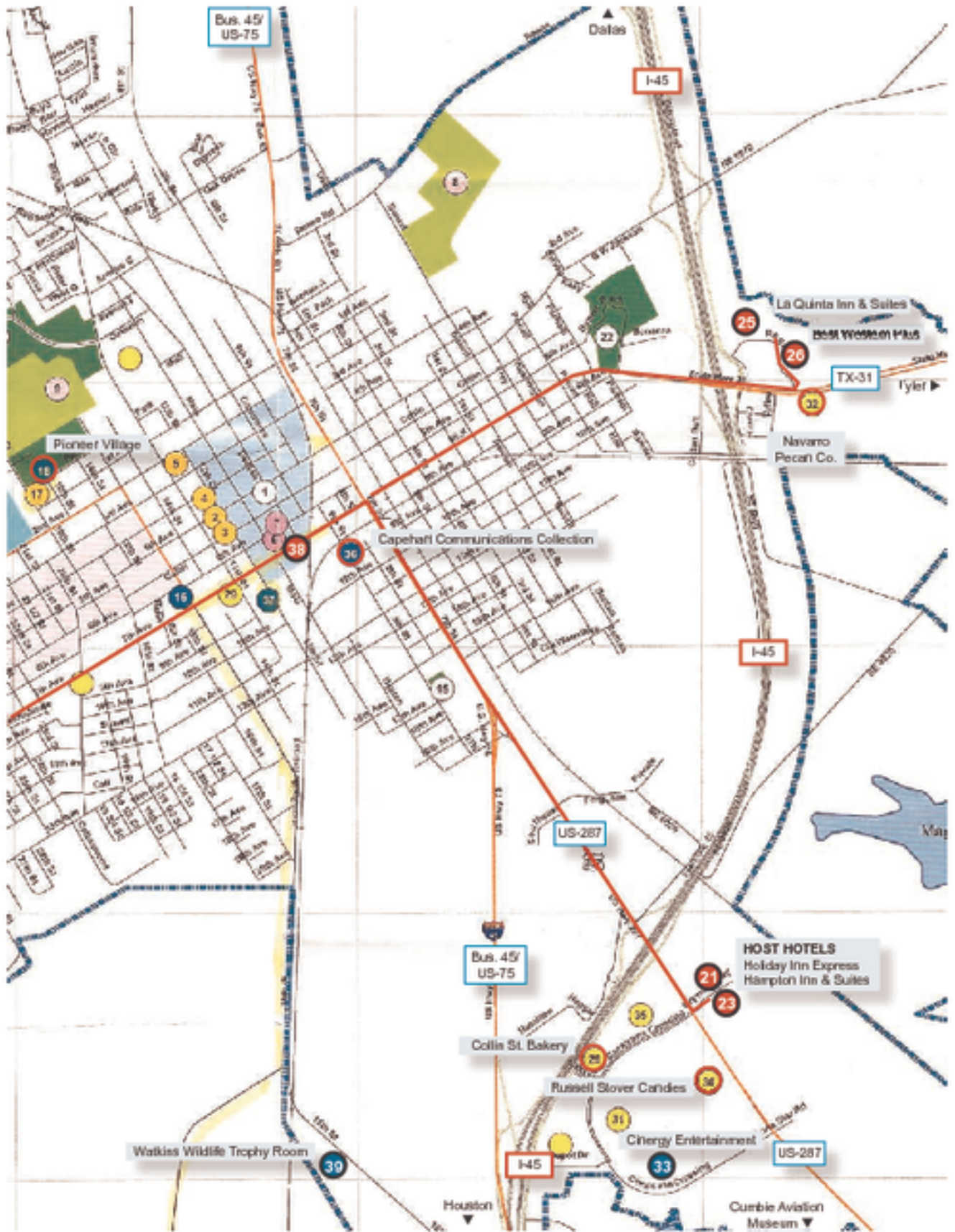


Points of Interest

1. Pocket Park
2. Chamber of Commerce
3. Corsicana Public Library*
4. Corsicana Government Center
5. Navarro County Courthouse
6. Warehouse Living Arts
7. Palace Theater
8. Woodland Cemetery
9. Oakwood Cemetery
10. Hebrew & Catholic Cemeteries
11. Cook Center Planetarium
12. Pearce Civil War Collection
13. Navarro College
14. College Park Mall
15. Cunningham-South Hill Park
16. Temple Beth-El (not on this map)
17. Senior Activity Center
18. Pioneer Village/Jester Park
19. Community Park
20. IOOF Event Center & Park
21. Holiday Inn Express
22. Bunert Park
23. Hampton Inn & Suites
24. Nature Park
25. La Quinta Inn & Suites
26. Best Western PLUS
27. Navarro Regional Hospital
28. Navarro County Expo Center
29. Collin Street Bakery (2 locations)
30. Russell Stover Candies
31. Gander Mountain
32. Navarro Pecan Co.
33. Cinegy Entertainment
34. Tiger Stadium
35. VF Factory Mall
36. Capehart Communications
37. Petroleum Park
38. Visitors Center
39. Watkins Wildlife Trophy Room

*Vehicle Photo Mural next to Library (3)







On behalf of the Dallas Model A Ford Club and the 51st Annual Model "A" Ford Texas Tour, we thank the City of Corsicana for its generosity and hospitality. They have helped in a big way in making our tour enjoyable for all who attended. We hope that the people of Corsicana enjoy seeing our Model A's throughout the city while we are here and learn more about our family-friendly hobby. In visiting your city and being visible in your community, we hope to have inspired younger generations to keep our old cars on the road for many, many years to come.

*Thank you for your kindness,
Jill Sellins & Nancy Cheshire
Co-Chairs for the 2014 Texas Tour*